

Marmottes Sassièrè / Marmots Sassièrè

Date: 17/05/2015

Time: 11 h 15

N° fiche/sheet: 30

Opérateur/ Handling: Cohes

N° individu: 1609

1623

capture id: 9142

Territoire: A
Territory

Recapture yes no

Statut social Dominant Sub unknown

Measures

Masse corporelle / Body mass (g) 1400

L. mandibule / Jaw (mm) 54,98

L. Patte ant. / Forefoot (mm) 51,60

L. Cubitus / Ulna (mm) 64,65

L. Patte post. / Hindfoot (mm) 77,45

L. Tibia (mm) 84,60


L. TC / Body length (cm) 36,5

Larg. Tête zygomatique / Zygomatic width (mm) 53,10

Larg. Bassin / Basin width (mm) 48,52

Dist. Ano-Génitale (cm) (marmotton/pup only) X

Marking

Transpondeur  756000003041029

Metal n° Ø807 Oreille / ear OD Paint AN Racc

Plastic n° / Oreille / ear / color /


Implant yes no


Age


0 Marmotton Pup
1 an Yearling


2 ans 2 years old
≥ 3 ans ≥ 3 y

Echantillons / Samples : nbr + étiquette / label


Feces 

Poils / Hair 

Biopsy 

TV / Green tube  ○

TR / Red tube ○ ○


Frotti / Blood smear 


Eurytic 1,56 x 10⁶

Leucotic 2,82 x 10⁵

Hematocyte

Jugal ○

Bucal 


Anal 

Statut Repro

Male Scrotal yes no unknown

Female Allaitante yes Lactating no unknown

Gestante yes Pregnant no unknown

Hemato TV extract: nb: 1  TR extract: nb: 0 Htot: 26,73 Hematie: 14,54

Remarques / remarks

Extraction GB 

Stress

Action pose <input type="checkbox"/> dépose <input type="checkbox"/>	Implantation id: intra-abdo <input type="checkbox"/> ss-cut <input type="checkbox"/>	Position: Abdo <input type="checkbox"/> cou <input type="checkbox"/>	Implant id: n° _____	Type implant: vienn <input type="checkbox"/> ibutton <input type="checkbox"/> starr-oddi S <input type="checkbox"/> starr-oddi L <input type="checkbox"/>
H début/start: _____	H fin/end: _____	Comments:		

Action pose <input type="checkbox"/> dépose <input type="checkbox"/>	Implantation id: intra-abdo <input type="checkbox"/> ss-cut <input type="checkbox"/>	Position: Abdo <input type="checkbox"/> cou <input type="checkbox"/>	Implant id: n° _____	Type implant: vienn <input type="checkbox"/> ibutton <input type="checkbox"/> starr-oddi S <input type="checkbox"/> starr-oddi L <input type="checkbox"/>
H début/start: _____	H fin/end: _____	Comments:		

Action pose <input type="checkbox"/> dépose <input type="checkbox"/>	Implantation id: intra-abdo <input type="checkbox"/> ss-cut <input type="checkbox"/>	Position: Abdo <input type="checkbox"/> cou <input type="checkbox"/>	Implant id: n° _____	Type implant: vienn <input type="checkbox"/> ibutton <input type="checkbox"/> starr-oddi S <input type="checkbox"/> starr-oddi L <input type="checkbox"/>
H début/start: _____	H fin/end: _____	Comments:		

Surgery

Début: _____

Fin: _____

Injection: _____ H: _____

Injection: _____ H: _____

Anhest. Local (Lurocaïne): _____

Anti-infl (Metacam): _____ H: _____

Antibio (Baytril): _____ H: _____

Desimplantation

N° implant sous-cut: _____

N° implant Intra-abdo: _____

Implantation

N° implant Intra-abdo: _____

Autres: _____

Stress

PS1

Injection DM: Heure: _____ PS Heure: _____

Injection ACTH: Heure: _____ PS Heure: _____

PS Heure: _____

Comments: