

Marmottes Sassièrè / Marmots Sassièrè

Date: 22/05/2015 Time: 13h00 N° fiche/sheet: 122 Opérateur/ Handling: Cobas N° individu: 1231 capture id: 9210

Territoire: T Recapture yes no
 Territory

Statut social Dominant Sub unknown



Transpondeur n° 6F1F078 Paint vert

Metal n° K0181 Oreille / ear OD

Plastic n° 472 Oreille / ear OG color bleu (clair)

Implant yes no

Measures

Masse corporelle / Body mass (g) 32,50

L. mandibule / Jaw (mm) 66,31

L. Patte ant. / Forefoot (mm) 55,24

L. Cubitus / Ulna (mm) 82,66

L. Patte post. / Hindfoot (mm) 83,82

L. Tibia (mm) 98,22

L. TC / Body length (cm) 47,0

Larg. Tête zygomatique / Zygomatic width (mm) 64,52

Larg. Bassin / Basin width (mm) 61,93


Dist. Ano-Génitale (cm) (marmotton/pup only) X


Age 0 Marmotton Pup 2 ans 2 years old
 1 an Yearling ≥ 3 ans ≥ 3y


Echantillons / Samples : nbr + étiquette / label


Feces Eurytic

Poils / Hair Leucotic

Biopsy  Hematocyte

TV / Green tube Jugal 

TR / Red tube Bucal 

Frotti / Blood smear Anal 

Statut Repro Male Scrotal yes no unknown

Female Allaitante yes Lactating no unknown

Gestante yes Pregnant no unknown

Hemato TV extract: nb: TR extract: nb: Htot: Hematie:

Remarques / remarks +

Extraction GB Stress

Action pose <input type="checkbox"/> dépose <input checked="" type="checkbox"/> H début/start: _____	Implantation id: intra-abdo <input checked="" type="checkbox"/> ss-cut <input type="checkbox"/> H fin/end: <u>15h05</u>	Position: Abdo <input checked="" type="checkbox"/> cou <input type="checkbox"/>	Implant id: n° <u>46</u>	Type implant: vienne <input checked="" type="checkbox"/> ibutton <input type="checkbox"/> starr-oddi S <input type="checkbox"/> starr-oddi L <input type="checkbox"/>
Comments:				
Action pose <input checked="" type="checkbox"/> dépose <input type="checkbox"/> H début/start: <u>15h07</u>	Implantation id: intra-abdo <input checked="" type="checkbox"/> ss-cut <input type="checkbox"/> H fin/end: _____	Position: Abdo <input checked="" type="checkbox"/> cou <input type="checkbox"/>	Implant id: n° <u>113</u>	Type implant: vienne <input type="checkbox"/> ibutton <input type="checkbox"/> starr-oddi S <input type="checkbox"/> starr-oddi L <input checked="" type="checkbox"/>
Comments:				
Action pose <input checked="" type="checkbox"/> dépose <input type="checkbox"/> H début/start: <u>15h40</u>	Implantation id: intra-abdo <input type="checkbox"/> ss-cut <input checked="" type="checkbox"/> H fin/end: _____	Position: Abdo <input type="checkbox"/> cou <input checked="" type="checkbox"/>	Implant id: n° <u>118</u>	Type implant: vienne <input type="checkbox"/> ibutton <input type="checkbox"/> starr-oddi S <input checked="" type="checkbox"/> starr-oddi L <input type="checkbox"/>
Comments:				

Surgery

Début: 14h53
Fin: 15h23 15h46
Injection: zol 0,4 H: 14h00
Injection: 0,2 H: 14h34
Anest. Local (Lurocaïne): 1m'
Anti-infl (Metacam): _____ H: 14h45
Antibio (Baytril): _____ H: 14h45

Stress

PS1
Injection DM: Heure: _____ PS Heure: _____
Injection ACTH: Heure: _____ PS Heure: _____
PS Heure: _____

Desimplantation
N° implant sous-cut: _____
N° implant Intra-abdo: 46 15h05

Implantation
N° Implant Intra-abdo: 113 15h07
118 15h40

Autres: 5 pts single
single
5 pts single

Comments: