

Marmottes Sassièrè/ Marmots Sassièrè

Date: 22/06/2015 Time: 19 h 00 N° fiche/sheet: 294 Opérateur/ Handling: Cohas N° individu: 1634 capture id: 9519

Territoire: N2
Territory

Recapture yes no

Statut social Dominant Sub unknown

Measures

Masse corporelle / Body mass (g) 44.5g

L. mandibule / Jaw (mm) 45.11

L. Patte ant. / Forefoot (mm) 39.76

L. Cubitus / Ulna (mm) 41.25

L. Patte post. / Hindfoot (mm) 53.38


L. Tibia (mm) 54.89

L. TC / Body length (cm) 24.0

Larg. Tête zygomatique / Zygomatic width (mm) 42.53

Larg. Bassin / Basin width (mm) 29.23

Dist. Ano-Génitale (cm) (marmotton/pup only) 19.85

Transpondeur n°  956000003037860

Paint

Metal n° 0540 Oreille / ear OG

Plastic n° / Oreille / ear / color /

Implant yes no

Age


0 Marmotton Pup
1 an Yearling


2 ans 2 years old
≥ 3 ans ≥ 3 y

Echantillons / Samples : nbr + étiquette / label


Feces

Poils / Hair

Biopsy 

TV / Green tube 

TR / Red tube


Frotti / Blood smear 


Eurytic 1,20 x 10⁶

Leucotic 3,24 x 10⁵

Hematocyte

Jugal

Bucal 


Anal 

Statut Repro

Male Scrotal yes no unknown

Female Allaitante yes Lactating no unknown

Gestante yes Pregnant no unknown

Hemato TV extract: nb: 1  TR extract: nb: / Htot: _____ Hematie: _____

Remarques / remarks

Extraction GB  Stress

Action pose <input type="checkbox"/> dépose <input type="checkbox"/> H début/start: _____	Implantation id: intra-abdo <input type="checkbox"/> ss-cut <input type="checkbox"/> H fin/end: _____	Position: Abdo <input type="checkbox"/> cou <input type="checkbox"/>	Implant id: n° _____	Type implant: vienne <input type="checkbox"/> ibutton <input type="checkbox"/> starr-oddi S <input type="checkbox"/> starr-oddi L <input type="checkbox"/>
Comments:				
Action pose <input type="checkbox"/> dépose <input type="checkbox"/> H début/start: _____	Implantation id: intra-abdo <input type="checkbox"/> ss-cut <input type="checkbox"/> H fin/end: _____	Position: Abdo <input type="checkbox"/> cou <input type="checkbox"/>	Implant id: n° _____	Type implant: vienne <input type="checkbox"/> ibutton <input type="checkbox"/> starr-oddi S <input type="checkbox"/> starr-oddi L <input type="checkbox"/>
Comments:				
Action pose <input type="checkbox"/> dépose <input type="checkbox"/> H début/start: _____	Implantation id: intra-abdo <input type="checkbox"/> ss-cut <input type="checkbox"/> H fin/end: _____	Position: Abdo <input type="checkbox"/> cou <input type="checkbox"/>	Implant id: n° _____	Type implant: vienne <input type="checkbox"/> ibutton <input type="checkbox"/> starr-oddi S <input type="checkbox"/> starr-oddi L <input type="checkbox"/>
Comments:				

Surgery Début: _____ Fin: _____ Injection: _____ H: _____ Injection: _____ H: _____ Anest. Local (Lurocaïne): _____ Anti-infl (Metacam): _____ H: _____ Antibio (Baytril): _____ H: _____	Stress 20 ^h 0,1 à 19 ^h 17 PS1 <input checked="" type="checkbox"/> TV 19 ^h 26 57% IV Injection DM: Heure: 19 ^h 37 0,445 PS <input type="checkbox"/> 2 Heure: 21 ^h 30 3 cop. 55% d's-cut --- Injection ACTH: Heure: 21 ^h 43 0,134 PS <input type="checkbox"/> 3 Heure: 22 ^h 42 3 cop. 54% PS <input type="checkbox"/> 4 Heure: 23 ^h 48 4 cop. 56%
Desimplantation N° implant sous-cut: _____ N° implant Intra-abdo: _____ Implantation N° implant Intra-abdo: _____ Autres: _____	Comments: