

Marmottes Sassièrè/ Marmots Sassièrè

 Date: 28/06/2015

 Time: 13 h 10

 N° fiche/sheet: 325

 Opérateur/ Handling: Cobos

 N° individu: 1666

 capture id: 9551


 Territoire: N3
 Territory

 Recapture yes
 no

 Statut social Dominant
 Sub
 unknown
Measures

Masse corporelle / Body mass (g)	<u>320g</u>
L. mandibule / Jaw (mm)	<u>43.69</u>
L. Patte ant. / Forefoot (mm)	<u>36.91</u>
L. Cubitus / Ulna (mm)	<u>40.86</u>
L. Patte post. / Hindfoot (mm)	<u>52.43</u>
L. Tibia (mm)	<u>50.41</u>
L. TC / Body length (cm)	<u>20.5</u>
Larg. Tête zygomatique / Zygomatic width (mm)	<u>38.84</u>
Larg. Bassin / Basin width (mm)	<u>26.29</u>
Dist. Ano-Génitale (cm) (marmotton/pup only)	<u>8.52</u>

Marking

Transpondeur n°		Paint
	<u>956000003015867</u>	
Metal n°	<u>0977</u>	Oreille / ear <u>06</u>
Plastic n°	<u>/</u>	Oreille / ear <u>/</u> color <u>/</u>
Implant	yes <input type="checkbox"/> no <input checked="" type="checkbox"/>	

Age

0 Marmotton <input checked="" type="checkbox"/> Pup	2 ans <input type="checkbox"/> 2 years old
1 an <input type="checkbox"/> Yearling	≥ 3 ans <input type="checkbox"/> ≥ 3 y

Echantillons / Samples : nbr + étiquette / label


 Feces

 Poils / Hair

 Biopsy 

 TV / ~~Green tube~~ Orange 

 TR / Red tube

 Frotti / Blood smear 


 Eurytic 3,44 x 10⁵

 Leucotic 2,85 x 10⁵

 Hematocyte


 Jugal

 Bucal

 Anal 
Statut Repro

Male	<input type="checkbox"/>	Scrotal	yes <input type="checkbox"/>
		no	<input type="checkbox"/>
		unknown	<input type="checkbox"/>

Female	<input checked="" type="checkbox"/>	Allaitante yes <input type="checkbox"/>	Gestante yes <input type="checkbox"/>
		Lactating no <input checked="" type="checkbox"/>	Pregnant no <input checked="" type="checkbox"/>
		unknown <input type="checkbox"/>	unknown <input type="checkbox"/>

 Hemato TV extract: nb: 4  TR extract: nb: / Htot: 34,59 Hematie: 18,26

Remarques / remarks

 Extraction GB 

 Stress

Action pose <input type="checkbox"/> dépose <input type="checkbox"/> H début/start: _____	Implantation id: intra-abdo <input type="checkbox"/> ss-cut <input type="checkbox"/> H fin/end: _____	Position: Abdo <input type="checkbox"/> cou <input type="checkbox"/>	Implant id: n° _____	Type implant: vienne <input type="checkbox"/> ibutton <input type="checkbox"/> starr-oddi S <input type="checkbox"/> starr-oddi L <input type="checkbox"/>
Comments:				
Action pose <input type="checkbox"/> dépose <input type="checkbox"/> H début/start: _____	Implantation id: intra-abdo <input type="checkbox"/> ss-cut <input type="checkbox"/> H fin/end: _____	Position: Abdo <input type="checkbox"/> cou <input type="checkbox"/>	Implant id: n° _____	Type implant: vienne <input type="checkbox"/> ibutton <input type="checkbox"/> starr-oddi S <input type="checkbox"/> starr-oddi L <input type="checkbox"/>
Comments:				
Action pose <input type="checkbox"/> dépose <input type="checkbox"/> H début/start: _____	Implantation id: intra-abdo <input type="checkbox"/> ss-cut <input type="checkbox"/> H fin/end: _____	Position: Abdo <input type="checkbox"/> cou <input type="checkbox"/>	Implant id: n° _____	Type implant: vienne <input type="checkbox"/> ibutton <input type="checkbox"/> starr-oddi S <input type="checkbox"/> starr-oddi L <input type="checkbox"/>
Comments:				

Surgery

Début: _____

Fin: _____

Injection: _____ H: _____

Injection: _____ H: _____

Anhest. Local (Lurocaïne): _____

Anti-infl (Metacam): _____ H: _____

Antibio (Baytril): _____ H: _____

Desimplantation

N° implant sous-cut: _____

N° implant Intra-abdo: _____

Implantation

N° Implant Intra-abdo: _____

Autres: _____

Stress 867

PS1 Ramp 13:10

Injection DM: Heure: 13:15 - 0.32 PS Heure: 15:15

Injection ACTH: Heure: 15:18 PS Heure: 16:18

PS Heure: 17:18

Comments: