

Marmottes Sassi re/ Marmots Sassi re

Date: 28/06/2015 Time: 13 h 20 N  fiche/sheet: 326 Op rateur/ Handling: Cohas N  individu: 1667 capture id: 9552

Territoire: N3
Territory

Recapture yes
no

Statut social Dominant
Sub
unknown

Measures

Masse corporelle / Body mass (g) 310

L. mandibule / Jaw (mm) 41.35

L. Patte ant. / Forefoot (mm) 35.51

L. Cubitus / Ulna (mm) 39.69

L. Patte post. / Hindfoot (mm) 49.34

L. Tibia (mm) 51.08


L. TC / Body length (cm) 20,5

Larg. T te zygomatique/ Zygomatic width (mm) 38.17

Larg. Bassin / Basin width (mm) 24.97

Dist. Ano-G nitale (cm) (marmotton/pup only) 8.45

Marking

Transpondeur n   956000003010062

Metal n  0978 Oreille / ear 0D Paint

Plastic n  / Oreille / ear / color /

Implant yes no

Age

0 Marmotton Pup
1 an Yearling

2 ans 2 years old
≥ 3 ans ≥ 3y

Statut Repro

Male Scrotal yes
no
unknown


Female Allaitante yes
Lactating no
unknown


Gestante yes
Pregnant no
unknown

Echantillons / Samples : nbr +  tiquette / label


Feces

Poils / Hair 1

Biopsy 1 

TV / ~~Covered tube~~ Orange 1 

TR / Red tube 0


Frotti / Blood smear 1 


Eurytic 1 1,07 x 106


Leucotic 1 has bones

Hematocyte 1

Jugal 0

Bucal 1/5 

Anal 1 

Hemato TV extract: nb: 1  TR extract: nb: / Htot: 36,61 Hematie: 17,15

Remarques / remarks

Extraction GB 

Stress

Action pose <input type="checkbox"/> dépose <input type="checkbox"/> H début/start: _____	Implantation id: intra-abdo <input type="checkbox"/> ss-cut <input type="checkbox"/> H fin/end: _____	Position: Abdo <input type="checkbox"/> cou <input type="checkbox"/>	Implant id: n° _____	Type implant: vienne <input type="checkbox"/> ibutton <input type="checkbox"/> starr-oddi S <input type="checkbox"/> starr-oddi L <input type="checkbox"/>	Comments:
Action pose <input type="checkbox"/> dépose <input type="checkbox"/> H début/start: _____	Implantation id: intra-abdo <input type="checkbox"/> ss-cut <input type="checkbox"/> H fin/end: _____	Position: Abdo <input type="checkbox"/> cou <input type="checkbox"/>	Implant id: n° _____	Type implant: vienne <input type="checkbox"/> ibutton <input type="checkbox"/> starr-oddi S <input type="checkbox"/> starr-oddi L <input type="checkbox"/>	Comments:
Action pose <input type="checkbox"/> dépose <input type="checkbox"/> H début/start: _____	Implantation id: intra-abdo <input type="checkbox"/> ss-cut <input type="checkbox"/> H fin/end: _____	Position: Abdo <input type="checkbox"/> cou <input type="checkbox"/>	Implant id: n° _____	Type implant: vienne <input type="checkbox"/> ibutton <input type="checkbox"/> starr-oddi S <input type="checkbox"/> starr-oddi L <input type="checkbox"/>	Comments:

Surgery

Début: _____

Fin: _____

Injection: _____ H: _____

Injection: _____ H: _____

Anhest. Local (Lurocaïne): _____

Anti-infl (Metacam): _____ H: _____

Antibio (Baytril): _____ H: _____

Desimplantation

N° implant sous-cut: _____

N° implant Intra-abdo: _____

Implantation

N° implant Intra-abdo: _____

Autres: _____

Stress

62

PS1 13:20

Injection DM: Heure: 13:28 0,31 PS Heure: 15:28

Injection ACTH: Heure: 15:29 PS Heure: 16:29

PS Heure: 17:29

Comments: