

Marmottes Sassièrè/ Marmots Sassièrè

Date: 28/06/2015 Time: 14h15 N° fiche/sheet: 327 Opérateur/ Handling: Cobu N° individu: 1668 capture id: 9553

Territoire: N2
Territory

Recapture yes
no

Statut social Dominant
Sub
unknown

Measures

Masse corporelle / Body mass (g) 320

L. mandibule / Jaw (mm) 42.64

L. Patte ant. / Forefoot (mm) 37.04

L. Cubitus / Ulna (mm) 41.89

L. Patte post. / Hindfoot (mm) 53.15


L. Tibia (mm) 47.54

L. TC / Body length (cm) 21

Larg. Tête zygomatique / Zygomatic width (mm) 37.94

Larg. Bassin / Basin width (mm) 27.26

Dist. Ano-Génitale (cm) (marmotton/pup only) 7.91

Transpondeur n°  956000003009936

Metal n° 0983 Oreille / ear 00

Plastic n° / Oreille / ear / color /

Implant yes no

Paint

Age

0 Marmotton Pup
1 an Yearling

2 ans 2 years old
≥ 3 ans ≥ 3 y

Statut Repro

Male Scrotal yes
no
unknown


Female Allaitante yes
Lactating no
unknown


Gestante yes
Pregnant no
unknown

Echantillons / Samples : nbr + étiquette / label


Feces

Poils / Hair

Biopsy 

TV / Green tube 

TR / Red tube


Frotti / Blood smear 


Eurytic 1 1,18 x 10⁶


Leucotic 1 2,79 x 10⁵

Hématocyte 1

Jugal

Bucal 1/5 

Anal 1 

Hemato TV extract: nb: 1  TR extract: nb: / Htot: 36,43 Hematie: 19,31

Remarques / remarks

Extraction GB 

Stress

Action pose <input type="checkbox"/> dépose <input type="checkbox"/> H début/start: _____	Implantation id: intra-abdo <input type="checkbox"/> ss-cut <input type="checkbox"/> H fin/end: _____	Position: Abdo <input type="checkbox"/> cou <input type="checkbox"/>	Implant id: n° _____	Type implant: vienne <input type="checkbox"/> ibutton <input type="checkbox"/> starr-oddi S <input type="checkbox"/> starr-oddi L <input type="checkbox"/>
Comments:				
Action pose <input type="checkbox"/> dépose <input type="checkbox"/> H début/start: _____	Implantation id: intra-abdo <input type="checkbox"/> ss-cut <input type="checkbox"/> H fin/end: _____	Position: Abdo <input type="checkbox"/> cou <input type="checkbox"/>	Implant id: n° _____	Type implant: vienne <input type="checkbox"/> ibutton <input type="checkbox"/> starr-oddi S <input type="checkbox"/> starr-oddi L <input type="checkbox"/>
Comments:				
Action pose <input type="checkbox"/> dépose <input type="checkbox"/> H début/start: _____	Implantation id: intra-abdo <input type="checkbox"/> ss-cut <input type="checkbox"/> H fin/end: _____	Position: Abdo <input type="checkbox"/> cou <input type="checkbox"/>	Implant id: n° _____	Type implant: vienne <input type="checkbox"/> ibutton <input type="checkbox"/> starr-oddi S <input type="checkbox"/> starr-oddi L <input type="checkbox"/>
Comments:				

Surgery

Début: _____

Fin: _____

Injection: _____ H: _____

Injection: _____ H: _____

Anhest. Local (Lurocaïne): _____

Anti-infl (Metacam): _____ H: _____

Antibio (Baytril): _____ H: _____

Desimplantation

N° implant sous-cut: _____

N° implant Intra-abdo: _____

Implantation

N° implant Intra-abdo: _____

Autres: _____

Stress

36

PS1 Nanip 14:15

Injection DM: Heure: 14:24 0.32 PS 2 Heure: 16:24

Injection ACTH: Heure: 16h25 PS 3 Heure: 17h25

PS 4 Heure: 18h25

Comments: