

Marmottes Sassi re/ Marmots Sassi re

Date: 20/06/2015 Time: 10 h 00 N  fiche/sheet: 333 Op rateur/ Handling: Cohen N  individu: 1674 capture id: 9559

Territoire: E
Territory

Recapture yes no

Statut social Dominant Sub unknown

Measures

Masse corporelle / Body mass (g) 350g

L. mandibule / Jaw (mm) 42.40

L. Patte ant. / Forefoot (mm) 37.57

L. Cubitus / Ulna (mm) 43.58

L. Patte post. / Hindfoot (mm) 54.80

L. Tibia (mm) 52.94


L. TC / Body length (cm) 91.5

Larg. T te zygomatique/ Zygomatic width (mm) 36.69

Larg. Bassin / Basin width (mm) 27.38

Dist. Ano-G nitale (cm) (marmotton/pup only) 10.41

Marking

Transpondeur n   956000003014314 Paint

Metal n  0865 Oreille / ear 0D

Plastic n  / Oreille / ear color

Implant yes no

Age


0 Marmotton Pup
1 an Yearling


2 ans 2 years old
≥ 3 ans ≥ 3 y

Echantillons / Samples : nbr +  tiquette / label


Feces

Poils / Hair

Biopsy 

TV / Green tube 

TR / Red tube


Frotti / Blood smear 


Eurytic 1,32 x 10⁶

Leucotic 6,81 x 10⁵

Hematocyte

Jugal

Bucal 44 


Anal 

Statut Repro

Male Scrotal yes no unknown

Female Allaitante yes Lactating no unknown

Gestante yes Pregnant no unknown

Hemato TV extract: nb: 1  TR extract: nb: / Htot: 34,41 Hematie: 17,13

Remarques / remarks

Extraction GB 

Stress

| | | | | |
|--|--|--|--------------------------------|--|
| Action pose <input type="checkbox"/> dépose <input type="checkbox"/> H début/start: _____ | Implantation id: intra-abdo <input type="checkbox"/> ss-cut <input type="checkbox"/> H fin/end: _____ | Position: Abdo <input type="checkbox"/> cou <input type="checkbox"/> | Implant id: n° _____ | Type implant: vienne <input type="checkbox"/> ibutton <input type="checkbox"/> starr-oddi S <input type="checkbox"/> starr-oddi L <input type="checkbox"/> |
| Comments: | | | | |
| Action pose <input type="checkbox"/> dépose <input type="checkbox"/> H début/start: _____ | Implantation id: intra-abdo <input type="checkbox"/> ss-cut <input type="checkbox"/> H fin/end: _____ | Position: Abdo <input type="checkbox"/> cou <input type="checkbox"/> | Implant id: n° _____ | Type implant: vienne <input type="checkbox"/> ibutton <input type="checkbox"/> starr-oddi S <input type="checkbox"/> starr-oddi L <input type="checkbox"/> |
| Comments: | | | | |
| Action pose <input type="checkbox"/> dépose <input type="checkbox"/> H début/start: _____ | Implantation id: intra-abdo <input type="checkbox"/> ss-cut <input type="checkbox"/> H fin/end: _____ | Position: Abdo <input type="checkbox"/> cou <input type="checkbox"/> | Implant id: n° _____ | Type implant: vienne <input type="checkbox"/> ibutton <input type="checkbox"/> starr-oddi S <input type="checkbox"/> starr-oddi L <input type="checkbox"/> |
| Comments: | | | | |

Surgery

Début: _____

Fin: _____

Injection: _____ H: _____

Injection: _____ H: _____

Anhest. Local (Lurocaïne): _____

Anti-infl (Metacam): _____ H: _____

Antibio (Baytril): _____ H: _____

Desimplantation

N° Implant sous-cut: _____

N° implant Intra-abdo: _____

Implantation

N° implant Intra-abdo: _____

Autres: _____

Stress

PS1

Injection DM: Heure: 20:15 0,350 PS Heure: 20:15

Injection ACTH: Heure: 21:20 0,105 PS Heure: 21h20

PS Heure: 22h20

Comments: