

Marmottes Sassièrè/ Marmots Sassièrè

Date: 29/06/2015 Time: 10 h 10 N° fiche/sheet: 338 Opérateur/ Handling: 338 N° individu: 1679 capture id: 9564

Territoire: V
Territory

Recapture yes
no

Statut social Dominant
Sub
unknown

Measures

Masse corporelle / Body mass (g) 615

L. mandibule / Jaw (mm) 46.11

L. Patte ant. / Forefoot (mm) 38.30

L. Cubitus / Ulna (mm) 45.39

L. Patte post. / Hindfoot (mm) 59.51


L. Tibia (mm) 57.23

L. TC / Body length (cm) 23.0

Larg. Tête zygomatique / Zygomatic width (mm) 40.76

Larg. Bassin / Basin width (mm) 29.70

Dist. Ano-Génitale (cm) (marmotton/pup only) 14.15

Transpondeur n°  956000003042779

Metal n° 0992 Oreille / ear OG Paint

Plastic n° / Oreille / ear / color /

Implant yes no

Age


0 Marmotton Pup
1 an Yearling

2 ans 2 years old
≥ 3 ans ≥ 3 y

Echantillons / Samples : nbr + étiquette / label

Feces

Poils / Hair

Biopsy 

TV / Green tube

TR / Red tube


Frotti / Blood smear


Eurytic

Leucotic

Hematocyte

Jugal

Bucal 

Anal 

Statut Repro

Male Scrotal yes
no
unknown

Female Allaitante yes
Lactating no
unknown

Gestante yes
Pregnant no
unknown

Hemato TV extract: nb: _____ TR extract: nb: _____ Htot: _____ Hematie: _____

Remarques / remarks

Extraction GB

Stress

Action pose <input checked="" type="checkbox"/> dépose <input type="checkbox"/> H début/start: _____	Implantation id: intra-abdo <input type="checkbox"/> ss-cut <input type="checkbox"/> H fin/end: _____	Position: Abdo <input checked="" type="checkbox"/> cou <input type="checkbox"/>	Implant id: n° <u>154</u>	Type implant: vienne <input type="checkbox"/> ibutton <input checked="" type="checkbox"/> starr-oddi S <input type="checkbox"/> starr-oddi L <input type="checkbox"/>
Comments: <u>2 A, X, 1 YG, 4 A n° 154 - RAS -</u>				
Action pose <input type="checkbox"/> dépose <input type="checkbox"/> H début/start: _____	Implantation id: intra-abdo <input type="checkbox"/> ss-cut <input type="checkbox"/> H fin/end: _____	Position: Abdo <input type="checkbox"/> cou <input type="checkbox"/>	Implant id: n° _____	Type implant: vienne <input type="checkbox"/> ibutton <input type="checkbox"/> starr-oddi S <input type="checkbox"/> starr-oddi L <input type="checkbox"/>
Comments:				
Action pose <input type="checkbox"/> dépose <input type="checkbox"/> H début/start: _____	Implantation id: intra-abdo <input type="checkbox"/> ss-cut <input type="checkbox"/> H fin/end: _____	Position: Abdo <input type="checkbox"/> cou <input type="checkbox"/>	Implant id: n° _____	Type implant: vienne <input type="checkbox"/> ibutton <input type="checkbox"/> starr-oddi S <input type="checkbox"/> starr-oddi L <input type="checkbox"/>
Comments:				

Surgery

Début: ~ 10:30
Fin: ~ 11:00
Injection: 0.1ml - H: _____
Injection: _____ H: _____
Anhest. Local (Lurocaïne): 0.2ml
Anti-infl (Metacam): 0.02 H: 11:00
Antibio (Baytril): 0.04 H: 11:00

Stress

PS1
Injection DM: Heure: _____ PS Heure: _____
Injection ACTH: Heure: _____ PS Heure: _____
PS Heure: _____

Desimplantation
N° implant sous-cut: _____
N° implant Intra-abdo: _____

Implantation
N° implant Intra-abdo: 154

Autres:

Comments: