

Marmottes Sassi re/ Marmots Sassi re

 Date: 29/06/2015

 Time: 19h00

 N  fiche/sheet: 340


 Op rateur/ Handling: Cohas

 N  individu: 1681






 capture id: 9566

| | | |
|------------------------------------|--|---|
| Territoire: <u>CE</u> Territory | Recapture yes <input type="checkbox"/> no <input checked="" type="checkbox"/> | Statut social Dominant <input type="checkbox"/> Sub <input checked="" type="checkbox"/> unknown <input type="checkbox"/> |
|------------------------------------|--|---|


| Measures | |
|--|--------------|
| Masse corporelle / Body mass (g) | <u>425g</u> |
| L. mandibule / Jaw (mm) | <u>55,52</u> |
| L. Patte ant. / Forefoot (mm) | <u>39,26</u> |
| L. Cubitus / Ulna (mm) | <u>44,68</u> |
| L. Patte post. / Hindfoot (mm) | <u>57,34</u> |
| L. Tibia (mm) | <u>57,33</u> |
| L. TC / Body length (cm) | <u>24,5</u> |
| Larg. T te zygomatique/ Zygomatic width (mm) | <u>42,07</u> |
| Larg. Bassin / Basin width (mm) | <u>29,33</u> |
| Dist. Ano-G nitale (cm) (marmotton/pup only) | <u>16,75</u> |

| | | | |
|---------|-----------------|---|---|
| Marking | Transpondeur n  |  <u>956000003036827</u> | Paint |
| | Metal n  | <u>0533</u> | Oreille / ear <u>OG</u> |
| | Plastic n  | <u> </u> | Oreille / ear <u> </u> color <u> </u> |
| | Implant | yes <input type="checkbox"/> | no <input checked="" type="checkbox"/> |

| | | |
|-----|---|--|
| Age | 0 Marmotton <input checked="" type="checkbox"/> Pup | 2 ans <input type="checkbox"/> 2 years old |
| | 1 an <input type="checkbox"/> Yearling | ≥ 3 ans <input type="checkbox"/> ≥ 3 y |

| Echantillons / Samples : nbr +  tiquette / label | |
|--|---|
| Feces <input type="checkbox"/> <input checked="" type="checkbox"/> | Eurytic <input checked="" type="checkbox"/> <u>1,04 x 10⁶</u> |
| Poils / Hair <input checked="" type="checkbox"/> | Leucotic <input checked="" type="checkbox"/> <u>2,51 x 10⁵</u> |
| Biopsy <input checked="" type="checkbox"/>  | Hematocyte <input checked="" type="checkbox"/> <u>2cop. P52</u> |
| TV / Green tube <input checked="" type="checkbox"/>  | Jugal <input type="checkbox"/> <input checked="" type="checkbox"/> |
| TR / Red tube <input type="checkbox"/> <input checked="" type="checkbox"/> | Bucal <input type="checkbox"/> <u>0,1</u>  |
| Frotti / Blood smear <input checked="" type="checkbox"/>  | Anal <input checked="" type="checkbox"/>  |

| | | |
|--------------|--|--|
| Statut Repro | Male <input checked="" type="checkbox"/> | Scrotal yes <input type="checkbox"/> no <input checked="" type="checkbox"/> unknown <input type="checkbox"/> |
| | Female <input type="checkbox"/> | Allaitante yes <input type="checkbox"/> Lactating no <input type="checkbox"/> unknown <input type="checkbox"/> |
| | | Gestante yes <input type="checkbox"/> Pregnant no <input type="checkbox"/> unknown <input type="checkbox"/> |

| | | |
|---|-----------------------------|---|
| Hemato TV extract: nb: <u>1</u>  | TR extract: nb: <u> </u> | Htot: <u> </u> Hematie: <u> </u> <u>Hematocrite: 47%</u> |
|---|-----------------------------|---|

| |
|---|
| Remarques / remarks <u>Hematocrite</u> |
|---|

| | |
|---|--|
| Extraction GB <input checked="" type="checkbox"/>  | Stress <input checked="" type="checkbox"/> |
|---|--|

| | | | | |
|--|--|--|--------------------------------|--|
| Action pose <input type="checkbox"/> dépose <input type="checkbox"/> H début/start: _____ | Implantation id: intra-abdo <input type="checkbox"/> ss-cut <input type="checkbox"/> H fin/end: _____ | Position: Abdo <input type="checkbox"/> cou <input type="checkbox"/> | Implant id: n° _____ | Type implant: vienne <input type="checkbox"/> ibutton <input type="checkbox"/> starr-oddi S <input type="checkbox"/> starr-oddi L <input type="checkbox"/> |
| Comments: | | | | |
| Action pose <input type="checkbox"/> dépose <input type="checkbox"/> H début/start: _____ | Implantation id: intra-abdo <input type="checkbox"/> ss-cut <input type="checkbox"/> H fin/end: _____ | Position: Abdo <input type="checkbox"/> cou <input type="checkbox"/> | Implant id: n° _____ | Type implant: vienne <input type="checkbox"/> ibutton <input type="checkbox"/> starr-oddi S <input type="checkbox"/> starr-oddi L <input type="checkbox"/> |
| Comments: | | | | |
| Action pose <input type="checkbox"/> dépose <input type="checkbox"/> H début/start: _____ | Implantation id: intra-abdo <input type="checkbox"/> ss-cut <input type="checkbox"/> H fin/end: _____ | Position: Abdo <input type="checkbox"/> cou <input type="checkbox"/> | Implant id: n° _____ | Type implant: vienne <input type="checkbox"/> ibutton <input type="checkbox"/> starr-oddi S <input type="checkbox"/> starr-oddi L <input type="checkbox"/> |
| Comments: | | | | |

Surgery

Début: _____

Fin: _____

Injection: _____ H: _____

Injection: _____ H: _____

Anest. Local (Lurocaïne): _____

Anti-infl (Metacam): _____ H: _____

Antibio (Baytril): _____ H: _____

Desimplantation

N° implant sous-cut: _____

N° implant Intra-abdo: _____

Implantation

N° implant Intra-abdo: _____

Autres: _____

Stress

PS1 à caprine ~ 19h50 ~~20h30~~ ~ 3' TV

Injection DM: Heure: 20h30 0,425g PS Heure: 20h25 TV + hématite 2 cap.

Injection ACTH: Heure: 22h30 0,130 PS Heure: 22h30 ~~3+2x0.5 cap. perdues~~

PS Heure: 23h30 4 cap.

PS 00h30 4 cap.

Comments:

⚠ Plusieurs PS perdues (centri ouverte)