

Marmottes Sassières/ Marmots Sassières

 Date: 01/07/2015

 Time: 11 h 35

 N° fiche/sheet: ~~250~~ ³⁴⁵

 Opérateur/ Handling: Chad


 N° individu: 1686

 capture id: 9571

Territoire: <u>A</u> Territory	Recapture yes <input type="checkbox"/> no <input checked="" type="checkbox"/>	Statut social Dominant <input type="checkbox"/> Sub <input checked="" type="checkbox"/> unknown <input type="checkbox"/>
-----------------------------------	---	---






Measures

Masse corporelle / Body mass (g)	<u>235</u>
L. mandibule / Jaw (mm)	<u>43,09</u>
L. Patte ant. / Forefoot (mm)	<u>34,19</u>
L. Cubitus / Ulna (mm)	<u>37,68</u>
L. Patte post. / Hindfoot (mm)	<u>49,77</u>
L. Tibia (mm)	<u>48,63</u>
L. TC / Body length (cm)	<u>19,5</u>
Larg. Tête zygomatique / Zygomatic width (mm)	<u>37,18</u>
Larg. Bassin / Basin width (mm)	<u>21,07</u>
Dist. Ano-Génitale (cm) (marmotton/pup only)	<u>12,44</u>


Marking	Transpondeur n°	 <u>956000003012362</u>	Paint	
	Metal n°	<u>0958</u>	Oreille / ear	<u>OG</u>
	Plastic n°	<u>/</u>	Oreille / ear	<u>/</u> color <u>/</u>
	Implant	yes <input type="checkbox"/>	no	<input checked="" type="checkbox"/>

Age	0 Marmotton <input checked="" type="checkbox"/> Pup	2 ans <input type="checkbox"/> 2 years old
	1 an <input type="checkbox"/> Yearling	≥ 3 ans <input type="checkbox"/> ≥ 3 y

Echantillons / Samples : nbr + étiquette / label

Feces <input type="checkbox"/> <input type="checkbox"/>	Eurytic <input checked="" type="checkbox"/> <u>1,34 x 10⁶</u>
Poils / Hair <input checked="" type="checkbox"/>	Leucotic <input checked="" type="checkbox"/> <u>3,30 x 10⁵</u>
Biopsy <input checked="" type="checkbox"/> 	Hematocyte <input checked="" type="checkbox"/>
TV / Green tube <input checked="" type="checkbox"/> 	Jugal <input type="checkbox"/> <input type="checkbox"/>
TR / Red tube <input type="checkbox"/> <input type="checkbox"/> <input type="checkbox"/>	Bucal <input checked="" type="checkbox"/> 
Frotti / Blood smear <input checked="" type="checkbox"/> 	Anal <input checked="" type="checkbox"/> 

Statut Repro	Male <input checked="" type="checkbox"/>	Scrotal	yes <input type="checkbox"/> no <input checked="" type="checkbox"/> unknown <input type="checkbox"/>
	Female <input type="checkbox"/>	Allaitante / Lactating	yes <input type="checkbox"/> no <input type="checkbox"/> unknown <input type="checkbox"/>
		Gestante / Pregnant	yes <input type="checkbox"/> no <input type="checkbox"/> unknown <input type="checkbox"/>

Hemato TV extract: nb. <u>1</u> 	TR extract: nb. <u>/</u>	Htot: 36,50 <u>28,32</u>	Hematie: 46,36 <u>12,68</u>
---	--------------------------	-------------------------------------	--

Remarques / remarks

Extraction GB <input checked="" type="checkbox"/> 	Stress <input checked="" type="checkbox"/>
---	--

Action pose <input type="checkbox"/> dépose <input type="checkbox"/> H début/start: _____	Implantation id: intra-abdo <input type="checkbox"/> ss-cut <input type="checkbox"/> H fin/end: _____	Position: Abdo <input type="checkbox"/> cou <input type="checkbox"/>	Implant id: n° _____	Type implant: vienne <input type="checkbox"/> ibutton <input type="checkbox"/> starr-oddi S <input type="checkbox"/> starr-oddi L <input type="checkbox"/> Comments:
Action pose <input type="checkbox"/> dépose <input type="checkbox"/> H début/start: _____	Implantation id: intra-abdo <input type="checkbox"/> ss-cut <input type="checkbox"/> H fin/end: _____	Position: Abdo <input type="checkbox"/> cou <input type="checkbox"/>	Implant id: n° _____	Type implant: vienne <input type="checkbox"/> ibutton <input type="checkbox"/> starr-oddi S <input type="checkbox"/> starr-oddi L <input type="checkbox"/> Comments:
Action pose <input type="checkbox"/> dépose <input type="checkbox"/> H début/start: _____	Implantation id: intra-abdo <input type="checkbox"/> ss-cut <input type="checkbox"/> H fin/end: _____	Position: Abdo <input type="checkbox"/> cou <input type="checkbox"/>	Implant id: n° _____	Type implant: vienne <input type="checkbox"/> ibutton <input type="checkbox"/> starr-oddi S <input type="checkbox"/> starr-oddi L <input type="checkbox"/> Comments:

Surgery

Début: _____

Fin: _____

Injection: _____ H: _____

Injection: _____ H: _____

Anhest. Local (Lurocaïne): _____

Anti-infl (Metacam): _____ H: _____

Antibio (Baytril): _____ H: _____

Desimplantation

N° implant sous-cut: _____

N° implant Intra-abdo: _____

Implantation

N° implant Intra-abdo: _____

Autres: _____

Stress

PS1 12h53 à la manip

Injection DM: Heure: 12h56 PS 2 Heure: 12h56

0,85

Injection ACTH: Heure: 0,08 14h58 PS 3 Heure: 15h58

PS 4 Heure: 16h58

Comments: