

Marmottes Sassièrè/ Marmots Sassièrè

Date: 02/07/2015

Time: 9 h 30

N° fiche/sheet: 355

Opérateur/ Handling: Colos

N° individu: 1697 ~~355~~

capture id: 9583

Territoire: A
Territory


Recapture yes
no

Statut social Dominant
Sub
unknown

Measures

Masse corporelle / Body mass (g) 270
L. mandibule / Jaw (mm) 40.27
L. Patte ant. / Forefoot (mm) 34.52
L. Cubitus / Ulna (mm) 40.16
L. Patte post. / Hindfoot (mm) 50.79
L. Tibia (mm) 51.07
L. TC / Body length (cm) 20.5
Larg. Tête zygomatique / Zygomatic width (mm) 38.82
Larg. Bassin / Basin width (mm) 23.91
Dist. Ano-Génitale (cm) (marmotton/pup only) 11.67

Marking

Transpondeur n°  956000003011698
Metal n° 0339 Oreille / ear OG
Plastic n° / Oreille / ear / color /
Implant yes no

Paint

Age

0 Marmotton Pup
1 an Yearling
2 ans 2 years old
≥ 3 ans ≥ 3 y

Statut Repro

Male Scrotal yes
no
unknown

Female Allaitante yes
Lactating no
unknown Gestante yes
Pregnant no
unknown


Echantillons / Samples : nbr + étiquette / label

Feces


Eurytic coagulé

Poils / Hair

Leucotic 1,45 x 10⁵

Biopsy 


Hematocyte

TV / Green tube 
(capillaire)

Jugal

TR / Red tube


Bucal

Frotti / Blood smear 

Anal 

Hemato TV extract: nb: / TR extract: nb: / Htot: 0,47 Hematie: 0,47

Remarques / remarks

Extraction GB 

Stress

Action pose <input type="checkbox"/> dépose <input type="checkbox"/> H début/start: _____	Implantation id: intra-abdo <input type="checkbox"/> ss-cut <input type="checkbox"/> H fin/end: _____	Position: Abdo <input type="checkbox"/> cou <input type="checkbox"/>	Implant id: n° _____	Type implant: viennne <input type="checkbox"/> ibutton <input type="checkbox"/> starr-oddi S <input type="checkbox"/> starr-oddi L <input type="checkbox"/>
Comments:				
Action pose <input type="checkbox"/> dépose <input type="checkbox"/> H début/start: _____	Implantation id: intra-abdo <input type="checkbox"/> ss-cut <input type="checkbox"/> H fin/end: _____	Position: Abdo <input type="checkbox"/> cou <input type="checkbox"/>	Implant id: n° _____	Type implant: viennne <input type="checkbox"/> ibutton <input type="checkbox"/> starr-oddi S <input type="checkbox"/> starr-oddi L <input type="checkbox"/>
Comments:				
Action pose <input type="checkbox"/> dépose <input type="checkbox"/> H début/start: _____	Implantation id: intra-abdo <input type="checkbox"/> ss-cut <input type="checkbox"/> H fin/end: _____	Position: Abdo <input type="checkbox"/> cou <input type="checkbox"/>	Implant id: n° _____	Type implant: viennne <input type="checkbox"/> ibutton <input type="checkbox"/> starr-oddi S <input type="checkbox"/> starr-oddi L <input type="checkbox"/>
Comments:				

Surgery

Début: _____

Fin: _____

Injection: _____ H: _____

Injection: _____ H: _____

Anhest. Local (Lurocaïne): _____

Anti-infl (Metacam): _____ H: _____

Antibio (Baytril): _____ H: _____

Desimplantation

N° implant sous-cut: _____

N° implant Intra-abdo: _____

Implantation

N° implant Intra-abdo: _____

Autres: _____

Stress

PS1 1

Injection DM: Heure: 12:06 0.27 PS 2 Heure: 14:06

Injection ACTH: Heure: 14h09 0,08 PS 3 Heure: 15:09

PS 4 Heure: 16:09

Comments: