

Marmottes Sassièrè/ Marmots Sassièrè

Date: 01/07/2015

Time: 17h00 N° fiche/sheet: 359

Opérateur/ Handling: Colas

N° individu: 1691

capture id: 9577

Territoire: W
Territory

Recapture yes no

Statut social Dominant Sub unknown

Measures

Masse corporelle / Body mass (g) 380

L. mandibule / Jaw (mm) 45.12

L. Patte ant. / Forefoot (mm) 39.95

L. Cubitus / Ulna (mm) 45.72

L. Patte post. / Hindfoot (mm) 57.56

L. Tibia (mm) 56.75


L. TC / Body length (cm) 23

Larg. Tête zygomatique / Zygomatic width (mm) 39.55

Larg. Bassin / Basin width (mm) 28.64

Dist. Ano-Génitale (cm) (marmotton/pup only) 11.81

Marking

Transpondeur n°  556000003011000

Metal n° 0941 Oreille / ear 00

Plastic n° _____ Oreille / ear _____ color _____

Implant yes no

Paint

Age

0 Marmotton Pup
1 an Yearling

2 ans 2 years old
≥ 3 ans ≥ 3 y

Statut Repro

Male Scrotal yes no unknown


Female Allaitante yes Lactating no unknown

Gestante yes Pregnant no unknown

Echantillons / Samples : nbr + étiquette / label

Feces

Poils / Hair 1

Biopsy 1 

TV / Green tube

TR / Red tube


Frotti / Blood smear


Eurytic

Leucotic

Hematocyte

Jugal

Bucal 02 

Anal 1 

Hemato TV extract: nb: _____ TR extract: nb: _____ Htot: _____ Hematie: _____

Remarques / remarks

Extraction GB

Stress

Action pose <input checked="" type="checkbox"/> dépose <input type="checkbox"/> H début/start: <u>6h54</u>	Implantation id: intra-abdo <input checked="" type="checkbox"/> ss-cut <input type="checkbox"/> H fin/end: _____	Position: Abdo <input checked="" type="checkbox"/> cou <input type="checkbox"/>	Implant id: n° <u>159</u>	Type implant: vienne <input type="checkbox"/> ibutton <input checked="" type="checkbox"/> starr-oddi S <input type="checkbox"/> starr-oddi L <input type="checkbox"/> Comments: <u>2 pds x, 1/6, 1/4 pds = - pds</u> <u>RAS</u> (<u>plus de colle!</u>)
Action pose <input type="checkbox"/> dépose <input type="checkbox"/> H début/start: _____	Implantation id: intra-abdo <input type="checkbox"/> ss-cut <input type="checkbox"/> H fin/end: _____	Position: Abdo <input type="checkbox"/> cou <input type="checkbox"/>	Implant id: n° _____	Type implant: vienne <input type="checkbox"/> ibutton <input type="checkbox"/> starr-oddi S <input type="checkbox"/> starr-oddi L <input type="checkbox"/> Comments:
Action pose <input type="checkbox"/> dépose <input type="checkbox"/> H début/start: _____	Implantation id: intra-abdo <input type="checkbox"/> ss-cut <input type="checkbox"/> H fin/end: _____	Position: Abdo <input type="checkbox"/> cou <input type="checkbox"/>	Implant id: n° _____	Type implant: vienne <input type="checkbox"/> ibutton <input type="checkbox"/> starr-oddi S <input type="checkbox"/> starr-oddi L <input type="checkbox"/> Comments:

Surgery

Début: _____

Fin: 21:00

Injection: _____ H: _____

Injection: _____ H: _____

Anhest. Local (Lurocaïne): 0,2

Anti-infl (Metacam): 0.02 H: _____

Antibio (Baytril): 0.04 H: _____

Desimplantation

N° implant sous-cut: _____

N° implant Intra-abdo: _____

Implantation

N° implant Intra-abdo: 159

Autres: _____

Stress

PS1

Injection DM: Heure: _____ PS Heure: _____

Injection ACTH: Heure: _____ PS Heure: _____

PS Heure: _____

Comments: