

Marmottes Sassi re/ Marmots Sassi re

Date: 7/07/2015 Time: 9 h00 N  fiche/sheet: 368 Op rateur/ Handling: Chou N  individu: 167 capture id: 9595

Territoire: S
Territory

Recapture yes no

Statut social Dominant Sub unknown

Measures

Masse corporelle / Body mass (g) 325

L. mandibule / Jaw (mm) 63,47

L. Patte ant. / Forefoot (mm) 35,21

L. Cubitus / Ulna (mm) 49,70

L. Patte post. / Hindfoot (mm) 52,15


L. Tibia (mm) 49,55

L. TC / Body length (cm) 20

Larg. T te zygomatique / Zygomatic width (mm) 38,68

Larg. Bassin / Basin width (mm) 24,67

Dist. Ano-G nitale (cm) (marmotton/pup only) 7,20

Transpondeur n   956000003011885

Metal n  0956 Oreille / ear 0D Paint

Plastic n  / Oreille / ear / color /

Implant yes no

Age

0 Marmotton Pup
1 an Yearling

2 ans 2 years old
≥ 3 ans ≥ 3 y


Echantillons / Samples : nbr +  tiquette / label

Feces

Eurytic

Poils / Hair 1

Leucotic 0

Biopsy 1 

Hematocyte 0


TV / Green tube

Jugal

TR / Red tube

Bucal

Frotti / Blood smear

Anal 1 

Statut Repro

Male Scrotal yes no unknown

Female Allaitante yes Lactating no unknown

Gestante yes Pregnant no unknown

Hemato TV extract: nb: _____ TR extract: nb: _____ Htot: _____ Hematie: _____

Remarques / remarks

Extraction GB

Stress

Action pose <input checked="" type="checkbox"/> dépose <input type="checkbox"/>	Implantation id: intra-abdo <input checked="" type="checkbox"/> ss-cut <input type="checkbox"/>	Position: Abdo <input checked="" type="checkbox"/> cou <input type="checkbox"/>	Implant id: n° 170	Type implant: viene <input type="checkbox"/> ibutton <input checked="" type="checkbox"/> starr-oddi S <input type="checkbox"/> starr-oddi L <input type="checkbox"/>
H début/start: _____	H fin/end: _____	Comments: 2 pts X + 1 pt si-yle, 1/6, 3 pts en U + 1 pt si-yle		

Action pose <input type="checkbox"/> dépose <input type="checkbox"/>	Implantation id: intra-abdo <input type="checkbox"/> ss-cut <input type="checkbox"/>	Position: Abdo <input type="checkbox"/> cou <input type="checkbox"/>	Implant id: n° _____	Type implant: viene <input type="checkbox"/> ibutton <input type="checkbox"/> starr-oddi S <input type="checkbox"/> starr-oddi L <input type="checkbox"/>
H début/start: _____	H fin/end: _____	Comments:		

Action pose <input type="checkbox"/> dépose <input type="checkbox"/>	Implantation id: intra-abdo <input type="checkbox"/> ss-cut <input type="checkbox"/>	Position: Abdo <input type="checkbox"/> cou <input type="checkbox"/>	Implant id: n° _____	Type implant: viene <input type="checkbox"/> ibutton <input type="checkbox"/> starr-oddi S <input type="checkbox"/> starr-oddi L <input type="checkbox"/>
H début/start: _____	H fin/end: _____	Comments:		

Surgery

Début: 9h58
 Fin: 10h17
 Injection: 0,05 H: 9h34
 Injection: _____ H: _____
 Anest. Local (Lurocaïne): 0,20
 Anti-infl (Metacam): 0,02 H: _____
 Antibio (Baytril): 0,04 H: 10h20

Desimplantation
 N° implant sous-cut: _____
 N° implant Intra-abdo: _____

Implantation
 N° implant Intra-abdo: 170 10h01

Autres: _____

Stress

PS1

Injection DM: Heure: _____ PS Heure: _____
 Injection ACTH: Heure: _____ PS Heure: _____
 PS Heure: _____

Comments: RAJ