


Marmottes Sassièrè/ Marmots Sassièrè

Date: 23/05/2015 Time: 9 h 20 N° fiche/sheet: 132 Opérateur/ Handling: C. Chas N° individu: 1569 capture id: 9214

Territoire: 2
Territory

Recapture yes no

Statut social Dominant Sub unknown



Marking

Transpondeur n° 708BA28

Metal n° ø508 Oreille / ear OD Paint BLUE

Plastic n° / Oreille / ear / color /

Implant yes no

Measures

Masse corporelle / Body mass (g) 1425

L. mandibule / Jaw (mm) 55.51

L. Patte ant. / Forefoot (mm) 52.31

L. Cubitus / Ulna (mm) 65.67

L. Patte post. / Hindfoot (mm) 78.13

L. Tibia (mm) 88.31

L. TC / Body length (cm) 39

Larg. Tête zygomatique / Zygomatic width (mm) 51.90

Larg. Bassin / Basin width (mm) 49.22

Dist. Ano-Génitale (cm) (marmotton/pup only) /

Age

0 Marmotton Pup
1 an Yearling

2 ans 2 years old
≥ 3 ans ≥ 3 y

Statut Repro

Male Scrotal yes no unknown


Female Allaitante yes Lactating no unknown

Gestante yes Pregnant no unknown

Echantillons / Samples : nbr + étiquette / label

Feces

Poils / Hair

Biopsy 

TV / Green tube

TR / Red tube

Frotti / Blood smear


Eurytic

Leucotic

Hematocyte

Jugal

Bucal

Anal 

Hemato TV extract: nb: / TR extract: nb: / Htot: / Hematie: /

Remarques / remarks

Extraction GB

Stress

Action pose <input type="checkbox"/> dépose <input checked="" type="checkbox"/>	Implantation id: intra-abdo <input checked="" type="checkbox"/> ss-cut <input type="checkbox"/>	Position: Abdo <input checked="" type="checkbox"/> cou <input type="checkbox"/>	Implant id: n° <u>76</u>	Type implant: vienné <input checked="" type="checkbox"/> ibutton <input type="checkbox"/> starr-oddi S <input type="checkbox"/> starr-oddi L <input type="checkbox"/>
H début/start: _____	H fin/end: _____	Comments:		
Action pose <input checked="" type="checkbox"/> dépose <input type="checkbox"/>	Implantation id: intra-abdo <input checked="" type="checkbox"/> ss-cut <input type="checkbox"/>	Position: Abdo <input checked="" type="checkbox"/> cou <input type="checkbox"/>	Implant id: n° <u>127</u>	Type implant: vienné <input type="checkbox"/> ibutton <input checked="" type="checkbox"/> starr-oddi S <input type="checkbox"/> starr-oddi L <input type="checkbox"/>
H début/start: _____	H fin/end: _____	Comments:		
Action pose <input type="checkbox"/> dépose <input type="checkbox"/>	Implantation id: intra-abdo <input type="checkbox"/> ss-cut <input type="checkbox"/>	Position: Abdo <input type="checkbox"/> cou <input type="checkbox"/>	Implant id: n° _____	Type implant: vienné <input type="checkbox"/> ibutton <input type="checkbox"/> starr-oddi S <input type="checkbox"/> starr-oddi L <input type="checkbox"/>
H début/start: _____	H fin/end: _____	Comments:		

Surgery

Début: 14h50
Fin: 15h22
Injection: 0.2 H: 14h20
Injection: 0.1 H: 14h38
Anhest. Local (Lurocaïne): 1ml
Anti-infl (Metacam): 0.09 H: 15h26
Antibio (Baytril): 0.14 H: 15h24

Desimplantation
N° implant sous-cut: /
N° implant Intra-abdo: 76 14h59

Implantation
N° implant Intra-abdo: 127 15h00

Autres: Sps anst
anest
Sps anst

Stress

PS1

Injection DM: Heure: _____ PS Heure: _____

Injection ACTH: Heure: _____ PS Heure: _____

PS Heure: _____

Comments: