

Marmottes Sassièrè/ Marmots Sassièrè

Date: 20/06/2015 Time: 16h00 N° fiche/sheet: 285 Opérateur/ Handling: ~~1627~~ A. Wehr N° individu: 1628 capture id: 9510

Territoire: T
Territory

Recapture yes
no

Statut social Dominant
Sub
unknown

Measures

Masse corporelle / Body mass (g) 345

L. mandibule / Jaw (mm) 43,92

L. Patte ant. / Forefoot (mm) 35,17

L. Cubitus / Ulna (mm) 41,48

L. Patte post. / Hindfoot (mm) 55,09


L. Tibia (mm) 50,75

L. TC / Body length (cm) 21,5

Larg. Tête zygomatique / Zygomatic width (mm) 40,70

Larg. Bassin / Basin width (mm) 26,89

Dist. Ano-Génitale (cm) (marmotton/pup only) 14,89

Transpondeur n°  956000003011968 Paint

Metal n° Ø196 Oreille / ear 06

Plastic n° _____ Oreille / ear _____ color _____

Implant yes no


Age 0 Marmotton PUP
1 an Yearling

2 ans 2 years old
≥ 3 ans ≥ 3 y


Echantillons / Samples : nbr + étiquette / label


Feces Eurytic

Poils / Hair Leucotic

Biopsy  Hematocyte

TV / Green tube Jugal

TR / Red tube Bucal 

Frotti / Blood smear Anal 

Statut Repro Male Scrotal yes
no
unknown

Female Allaitante yes
Lactating no
unknown

Gestante yes
Pregnant no
unknown

Hemato TV extract: nb: _____ TR extract: nb: _____ Htot: _____ Hematie: _____

Remarques / remarks

Extraction GB Stress

Action pose <input checked="" type="checkbox"/> dépose <input type="checkbox"/> H début/start: _____	Implantation id: intra-abdo <input checked="" type="checkbox"/> ss-cut <input type="checkbox"/> H fin/end: _____	Position: Abdo <input checked="" type="checkbox"/> cou <input type="checkbox"/>	Implant id: n° <u>148</u>	Type implant: vienne <input type="checkbox"/> ibutton <input checked="" type="checkbox"/> starr-oddi S <input type="checkbox"/> starr-oddi L <input type="checkbox"/>
Comments: <u>RAS</u> <u>2 pt X, Angiel, 4 pt, singles</u>				
Action pose <input type="checkbox"/> dépose <input type="checkbox"/> H début/start: _____	Implantation id: intra-abdo <input type="checkbox"/> ss-cut <input type="checkbox"/> H fin/end: _____	Position: Abdo <input type="checkbox"/> cou <input type="checkbox"/>	Implant id: n° _____	Type implant: vienne <input type="checkbox"/> ibutton <input type="checkbox"/> starr-oddi S <input type="checkbox"/> starr-oddi L <input type="checkbox"/>
Comments:				
Action pose <input type="checkbox"/> dépose <input type="checkbox"/> H début/start: _____	Implantation id: intra-abdo <input type="checkbox"/> ss-cut <input type="checkbox"/> H fin/end: _____	Position: Abdo <input type="checkbox"/> cou <input type="checkbox"/>	Implant id: n° _____	Type implant: vienne <input type="checkbox"/> ibutton <input type="checkbox"/> starr-oddi S <input type="checkbox"/> starr-oddi L <input type="checkbox"/>
Comments:				

Surgery Début: <u>17h36</u> Fin: <u>17h55</u> Injection: <u>0,1</u> H: <u>17h08</u> Injection: _____ H: _____ Anhest. Local (Lurocaïne): <u>0,1</u> Anti-infl (Metacam): <u>0,02</u> H: <u>17h58</u> Antibio (Baytril): <u>0,04</u> H: <u>17h58</u>	Stress PS1 <input type="checkbox"/> Injection DM: Heure: _____ PS <input type="checkbox"/> Heure: _____ Injection ACTH: Heure: _____ PS <input type="checkbox"/> Heure: _____ PS <input type="checkbox"/> Heure: _____
Desimplantation N° implant sous-cut: _____ N° implant Intra-abdo: _____ Implantation N° implant Intra-abdo: <u>148 17h40</u> Autres: _____	Comments: