

Marmottes Sassières/ Marmots Sassières

Date: 29/06/2015

Time: 10 h 10

N° fiche/sheet: 338

Opérateur/ Handling: 338 ^{Conc}

N° individu: 1679

capture id: 9564

Territoire: V
Territory


Recapture yes
no

Statut social
Dominant
Sub
unknown

Measures

Masse corporelle / Body mass (g) 615
L. mandibule / Jaw (mm) 44.11
L. Patte ant. / Forefoot (mm) 38.30
L. Cubitus / Ulna (mm) 45.39
L. Patte post. / Hindfoot (mm) 59.51
L. Tibia (mm) 57.23
L. TC / Body length (cm) 23.0
Larg. Tête zygomatique / Zygomatic width (mm) 40.76
Larg. Bassin / Basin width (mm) 29.70
Dist. Ano-Génitale (cm) (marmotton/pup only) 14.15

Marking

Transpondeur n°  956000003042779
Metal n° 0992 Oreille / ear OG
Plastic n° / Oreille / ear / color /
Implant yes no

Paint




Age

0 Marmotton Pup
1 an Yearling
2 ans 2 years old
≥ 3 ans ≥ 3 y

Statut Repro

Male Scrotal yes
no
unknown
Female Allaitante yes
Lactating no
unknown
Gestante yes
Pregnant no
unknown

Echantillons / Samples : nbr + étiquette / label

Feces Eurytic
Poils / Hair Leucotic
Biopsy  Hematocryte
TV / Green tube Jugal
TR / Red tube Bucal YL 
Frotti / Blood smear Anal 1 

Hemato TV extract: nb: _____ TR extract: nb: _____ Htot: _____ Hematie: _____

Remarques / remarks

Extraction GB Stress

Action pose <input checked="" type="checkbox"/> dépose <input type="checkbox"/> H début/start: _____	Implantation id: intra-abdo <input checked="" type="checkbox"/> ss-cut <input type="checkbox"/> H fin/end: _____	Position: Abdo <input checked="" type="checkbox"/> cou <input type="checkbox"/>	Implant id: n° <u>154</u>	Type implant: vienne <input type="checkbox"/> ibutton <input checked="" type="checkbox"/> starr-oddi S <input type="checkbox"/> starr-oddi L <input type="checkbox"/>
Comments: <u>2 PA X, 1 YG, 4 A nyls - RAS -</u>				
Action pose <input type="checkbox"/> dépose <input type="checkbox"/> H début/start: _____	Implantation id: intra-abdo <input type="checkbox"/> ss-cut <input type="checkbox"/> H fin/end: _____	Position: Abdo <input type="checkbox"/> cou <input type="checkbox"/>	Implant id: n° _____	Type implant: vienne <input type="checkbox"/> ibutton <input type="checkbox"/> starr-oddi S <input type="checkbox"/> starr-oddi L <input type="checkbox"/>
Comments:				
Action pose <input type="checkbox"/> dépose <input type="checkbox"/> H début/start: _____	Implantation id: intra-abdo <input type="checkbox"/> ss-cut <input type="checkbox"/> H fin/end: _____	Position: Abdo <input type="checkbox"/> cou <input type="checkbox"/>	Implant id: n° _____	Type implant: vienne <input type="checkbox"/> ibutton <input type="checkbox"/> starr-oddi S <input type="checkbox"/> starr-oddi L <input type="checkbox"/>
Comments:				

Surgery

Début: ~ 10:30
Fin: ~ 11:00
Injection: 0.1ml H: _____
Injection: _____ H: _____
Anest. Local (Lurocaïne): 0.2ml
Anti-infl (Metacam): 0.02 H: 11:00
Antibio (Baytril): 0.04 H: 11:00

Desimplantation
N° implant sous-cut: _____
N° implant Intra-abdo: _____

Implantation
N° implant Intra-abdo: 154

Autres:

Stress

PS1

Injection DM: Heure: _____ PS Heure: _____
Injection ACTH: Heure: _____ PS Heure: _____
PS Heure: _____

Comments: