

Marmottes Sassièrè/ Marmots Sassièrè

Date: 30/06/2015 Time: 21h00 N° fiche/sheet: 36182 Opérateur/ Handling: Cohus N° individu: 1682 capture id: 9567

Territoire: W
Territory

Recapture yes no

Statut social Dominant Sub unknown

Measures

Masse corporelle / Body mass (g) 365g

L. mandibule / Jaw (mm) 44.29

L. Patte ant. / Forefoot (mm) 39.96

L. Cubitus / Ulna (mm) 44.47

L. Patte post. / Hindfoot (mm) 56.41

L. Tibia (mm) 55.71


L. TC / Body length (cm) 22.5

Larg. Tête zygomatique/ Zygomatic width (mm) 40.10

Larg. Bassin / Basin width (mm) 27.75

Dist. Ano-Génitale (cm) (marmotton/pup only) 13.50

Marking

Transpondeur n°  956000003022508

Metal n° 0953 Oreille / ear OG

Plastic n° / Oreille / ear / color /

Implant yes no

Age


0 Marmotton Pup
1 an Yearling

2 ans 2 years old
≥ 3 ans ≥ 3 y

Echantillons / Samples : nbr + étiquette / label

Feces

Poils / Hair 1

Biopsy 1 

TV / Green tube 0

TR / Red tube 0

Frotti / Blood smear 0


Eurytic 0

Leucotic 0

Hematocyte 0

Jugal 0

Bucal 0

Anal 1 

Statut Repro

Male Scrotal yes no unknown

Female Allaitante yes Lactating no unknown

Gestante yes Pregnant no unknown

Hemato TV extract: nb: _____ TR extract: nb: _____ Htot: _____ Hematie: _____

Remarques / remarks

Extraction GB

Stress

Action pose <input checked="" type="checkbox"/> dépose <input type="checkbox"/>	Implantation id: intra-abdo <input checked="" type="checkbox"/> ss-cut <input type="checkbox"/>	Position: Abdo <input checked="" type="checkbox"/> cou <input type="checkbox"/>	Implant id: n° <u>153</u>	Type implant: vienne <input type="checkbox"/> ibutton <input checked="" type="checkbox"/> starr-oddi S <input type="checkbox"/> starr-oddi L <input type="checkbox"/>
H début/start: _____	H fin/end: _____	Comments: <u>2 ph X, MG, 4 ph x-yls - (2A) -</u>		

Action pose <input type="checkbox"/> dépose <input type="checkbox"/>	Implantation id: intra-abdo <input type="checkbox"/> ss-cut <input type="checkbox"/>	Position: Abdo <input type="checkbox"/> cou <input type="checkbox"/>	Implant id: n° _____	Type implant: vienne <input type="checkbox"/> ibutton <input type="checkbox"/> starr-oddi S <input type="checkbox"/> starr-oddi L <input type="checkbox"/>
H début/start: _____	H fin/end: _____	Comments:		

Action pose <input type="checkbox"/> dépose <input type="checkbox"/>	Implantation id: intra-abdo <input type="checkbox"/> ss-cut <input type="checkbox"/>	Position: Abdo <input type="checkbox"/> cou <input type="checkbox"/>	Implant id: n° _____	Type implant: vienne <input type="checkbox"/> ibutton <input type="checkbox"/> starr-oddi S <input type="checkbox"/> starr-oddi L <input type="checkbox"/>
H début/start: _____	H fin/end: _____	Comments:		

Surgery

Début: N 19:15

Fin: N 19:40

Injection: 0.1 H: _____

Injection: _____ H: _____

Anhest. Local (Lurocaïne): 0.2 ml

Anti-infl (Metacam): 0.04 H: _____

Antibio (Baytril): 0.02 H: _____

Desimplantation

N° implant sous-cut: _____

N° implant Intra-abdo: _____

Implantation

N° implant Intra-abdo: 153

Autres: _____

Stress

PS1

Injection DM: Heure: _____ PS Heure: _____

Injection ACTH: Heure: _____ PS Heure: _____

PS Heure: _____

Comments: